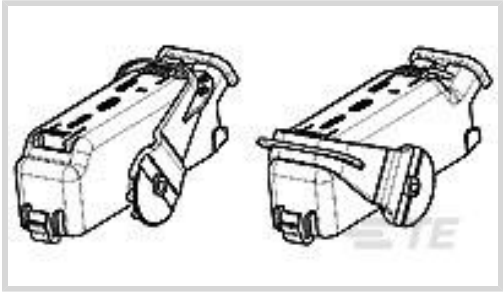




Connectors > Automotive Connectors > Automotive Connector Accessories > Automotive Connector Caps & Covers



Protection & Strain Relief Accessory Type: **Cover Assembly**

Strain Relief: **With**

Primary Product Color: **Black**

Primary Product Material: **PBT GF**

Number of Positions: **26**

Features

Product Type Features

Protection & Strain Relief Accessory Type	Cover Assembly
---	----------------

Configuration Features

Number of Positions	26
---------------------	----

Body Features

Primary Product Color	Black
Primary Product Material	PBT GF

Mechanical Attachment

Strain Relief	With
---------------	------

Packaging Features

Packaging Quantity	280
Packaging Method	Box

Other

Serviceable	No
-------------	----

Product Compliance

[For compliance documentation, visit the product page on TE.com>](#)

EU RoHS Directive 2011/65/EU	Compliant
EU ELV Directive 2000/53/EC	Compliant

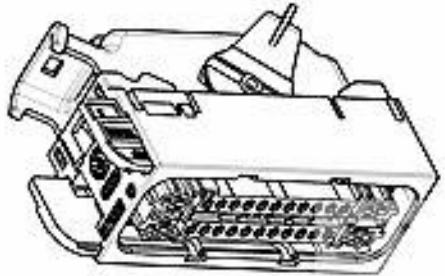


China RoHS 2 Directive MIIT Order No 32, 2016	No Restricted Materials Above Threshold
EU REACH Regulation (EC) No. 1907/2006	Current ECHA Candidate List: JAN 2024 (240) Candidate List Declared Against: JAN 2024 (240) Does not contain REACH SVHC
Halogen Content	Low Halogen - Br, Cl, F, I < 900 ppm per homogenous material. Also BFR/CFR/PVC Free
Solder Process Capability	Not reviewed for solder process capability

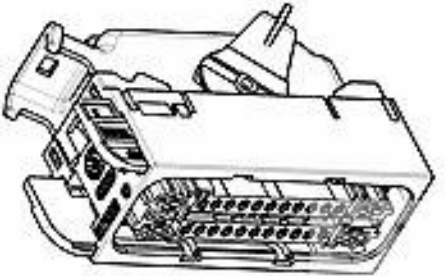
Product Compliance Disclaimer

This information is provided based on reasonable inquiry of our suppliers and represents our current actual knowledge based on the information they provided. This information is subject to change. The part numbers that TE has identified as EU RoHS compliant have a maximum concentration of 0.1% by weight in homogenous materials for lead, hexavalent chromium, mercury, PBB, PBDE, DBP, BBP, DEHP, DIBP, and 0.01% for cadmium, or qualify for an exemption to these limits as defined in the Annexes of Directive 2011/65/EU (RoHS2). Finished electrical and electronic equipment products will be CE marked as required by Directive 2011/65/EU. Components may not be CE marked. Additionally, the part numbers that TE has identified as EU ELV compliant have a maximum concentration of 0.1% by weight in homogenous materials for lead, hexavalent chromium, and mercury, and 0.01% for cadmium, or qualify for an exemption to these limits as defined in the Annexes of Directive 2000/53/EC (ELV). Regarding the REACH Regulation, the information TE provides on SVHC in articles for this part number is based on the latest European Chemicals Agency (ECHA) 'Guidance on requirements for substances in articles' posted at this URL: <https://echa.europa.eu/guidance-documents/guidance-on-reach>

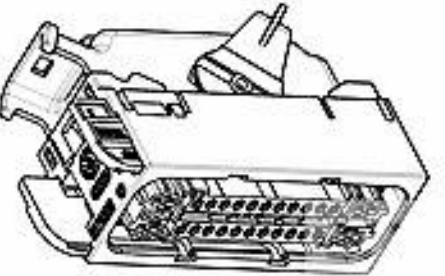
Compatible Parts



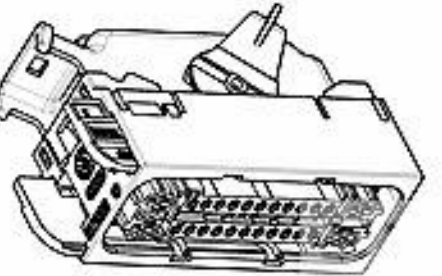
TE Part # 1-1379208-2
26W ASSY RECEPTACLE HSG



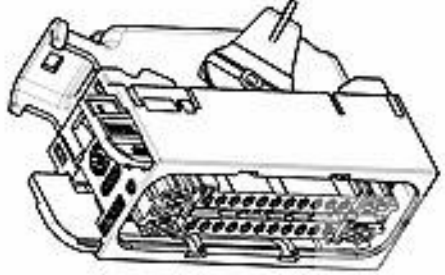
TE Part # 1-1379208-1
26W ASSY RECEPTACLE HSG



TE Part # 1379208-3
26W ASSY RECEPTACLE HSG



TE Part # 1379208-1
26W ASSY RECEPTACLE HSG




TE Part # 1379208-4
26W ASSY RECEPTACLE HSG

Also in the Series | Timer Connector System



Automotive Connector Caps & Covers (14)



Automotive Connector Locks & Position Assurance(15)



Automotive Housings(217)



Automotive Terminals(137)



Connector Seals & Cavity Plugs(31)




Crimp Terminal Housings(13)



Insertion & Extraction Tools(18)



Other Automotive Connector Accessories(1)



PCB Headers & Receptacles(77)

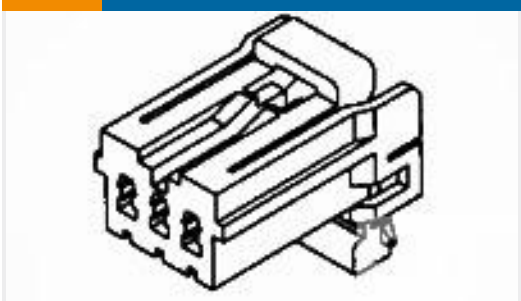


Quick Disconnects(4)

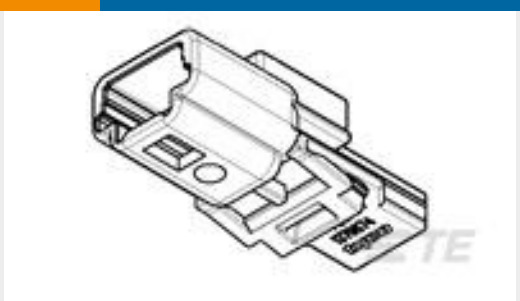
Customers Also Bought



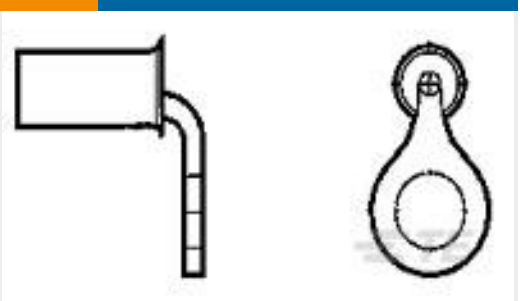
TE Part #5068084007
CGPT-9.5/4.8-2-SP



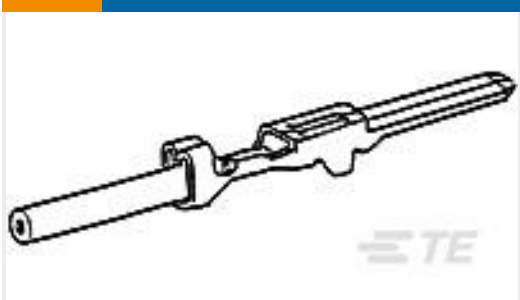
TE Part #174923-2
070 MLC W-W PLUG HSG 6P SGL



TE Part #1379674-1
4W TAB HSG CODING 1 BLACK



TE Part #54725-1
TERMINAL R 90 DEG PG 8 1/4



TE Part #345210-1
070 SERIES TAB



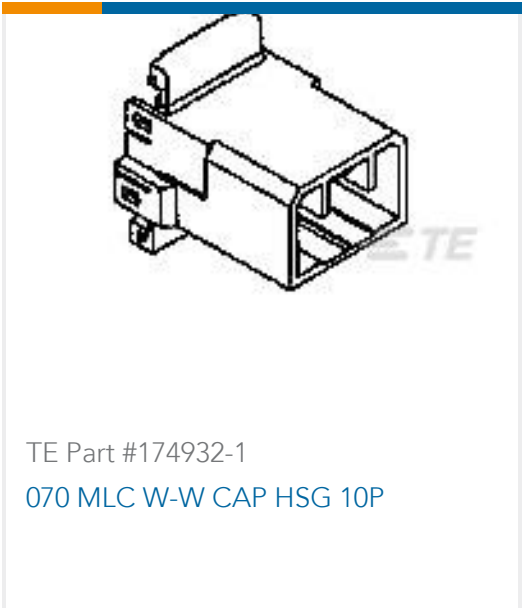
TE Part #282682-1
SPLASH PR.ASSY W.SEC.LOCK2W TY



TE Part #929092-1
MCP2,8 GEH ASSY2X8P



TE Part #520971-4
ULTRA-POD 250 ASY REC 18-14 AWG TPBR



Documents

Product Drawings
26W COVER ASSEMBLY

English

CAD Files
Customer View Model
ENG_CVM_CVM_1379209-2_A.2d_dxf.zip

English

3D PDF

3D

Customer View Model
ENG_CVM_CVM_1379209-2_A.3d_igs.zip

English

Customer View Model
ENG_CVM_CVM_1379209-2_A.3d_stp.zip

English

By downloading the CAD file I accept and agree to the [Terms and Conditions](#) of use.

Product Specifications
Product Specification

French

Instruction Sheets
Instruction Sheet (non U.S.)

French