


1550 & 1350 Hi-Inrush Switches 150A to IEC65 and 16A 250Vac



1550 Series

16(4)A 250Vac T125

UL CSA 16A 250Vac

UL CSA (2 position) 250Vac 1hp, 125Vac ½hp

UL CSA (3 position) 250Vac ½hp, 125Vac ¼hp

Inrush 36A to EN61058-1 & 20A 28Vdc (In house tests)

1350 Hi Inrush Series

© 150A Inrush to IEC 65

16(4)A 250Vac T85 1E4 (10,000 Operations)

UL CSA 20A 250Vac

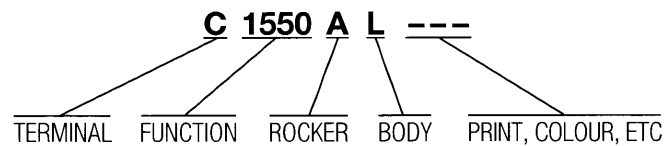
UL CSA 250Vac 1hp, 125Vac ½hp

UL 85 C, file E45221

CSA file LR10990


20A 28Vdc (In house test)

3mm contact gap except where marked μ.



TERMINAL CODE	SWITCH FUNCTION CODE	ROCKER CODE
C 6.3 x 0.8 9.1	<p><i>Approvals & ratings vary with function</i> <i>On Off Switches are On when pressed over terminal 1</i></p> <p>Standard 1550 ♦</p> <p>High inrush 1350 ♦</p> <p>ON - OFF 16(6)A T125 5E4 available on request</p>	<p>A Softline</p> Matt only Lit not momentary
H 4.8 x 0.8 9.1	<p>1551 HP Rating N/A</p> <p>ON - OFF (momentary ON)</p>	<p>V Curved</p> Matt or gloss Lit - Gloss only not momentary
K 2.8 x 0.8 9.1 2.0 1.2	<p>1552 HP Rating N/A</p> <p>ON - OFF (momentary OFF)</p>	<p>N Slimline sub-panel rocker</p> Matt only End view not momentary
T 7.0 Ø0.1 Solder	<p>1553 ♦ 1353 ♦</p> <p>ON - OFF Lit</p>	<p>P Lit window</p> Matt only not momentary
X PCB 0.8 Sq 9.1 4.0	<p>1560 ♦ μ</p> <p>ON - ON</p>	<p>X Softline 2 Colour Rocker</p> Matt only not momentary
	<p>1561 μ</p> <p>ON - ON (momentary 1 side)</p>	<p>A Softline</p> Matt only
	<p>1570 ♦ μ</p> <p>250V 1/2HP 125V 1/4HP H terminal is rated T100 only</p> <p>ON - OFF - ON</p>	
	<p>1571 μ</p> <p>HP Rating N/A H terminal is rated T100 only</p> <p>ON - OFF - ON (momentary 1 side)</p>	
	<p>1572 μ</p> <p>HP Rating N/A H terminal is rated T100 only</p> <p>ON - OFF - ON (momentary 2 sides)</p>	
	<p>SA ONLY *1484 μ</p> <p>Further circuits available</p> <p>0480 X terminal N/A</p> <p>OFF - A - A+B Selective other circuits available</p>	
	<p>Indicator</p>	

Most switches shown can be supplied with single pole switching in double pole bodies



C1550AL ---

C1553AL ---

C1550XL ---

C1553PL ---

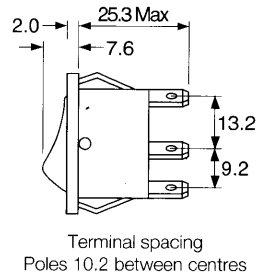
C1570AL ---

C0480AL ---

BODY CODE

	Panel cut-outs*	Flanges
A	<p>Gloss or Matt</p>	
B	<p>Matt only</p>	
L	<p>Matt only</p>	
Q	<p>Gloss or Matt</p>	
R	<p>Matt only</p>	
T	<p>Matt only</p>	

DIMENSIONS



Panel thickness

A,Q	0.75 to 3.3mm
L,B,T	0.75 to 2.5mm
R	0.75 to 3.0mm

Moisture resistant switches

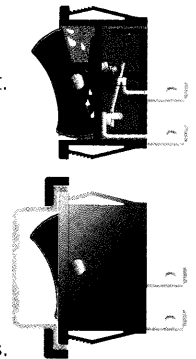
Certain switches can be assembled with an internal barrier for improved resistance to the ingress of water or dust. Applications should be discussed with the factory.

Moisture resistant covers (IP65)

Snap on to A, L, Q or T bodies (add G after body code). A panel sealing washer W42 is also available for certain body sizes. Covers or washers reduce panel thickness range & are not suitable for momentary types.

*** Momentary Switches Panel cut-outs**

Contact our Sales department for advice on cut-out sizes.



Examples of printing

