


LTA-Series



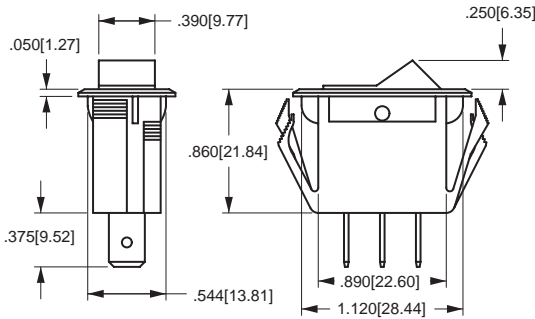
The LTA-Series Mini Tippette Snap-in rocker switches are illuminated, single pole and double-insulated. These AC rated switches are also suitable for low voltage DC applications. A variety of actuators, colors and terminations can be specified with ratings up to 20 amps.

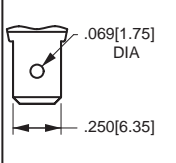
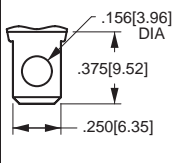
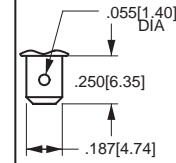
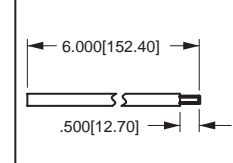
Specifications

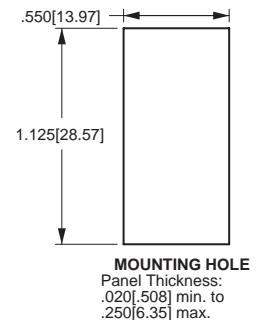
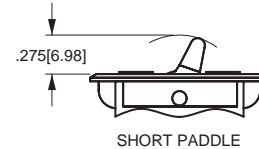
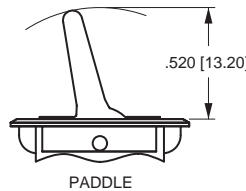
- Certifications*: UL, CSA
- Dielectric Strength: 1,000V (minimum)
- Insulation Resistance: 100 Megohms (minimum)
- Base Material: Nylon
- Actuator Material: Nylon or Polycarbonate
- Bezel Material: Nylon

* Due to ongoing technological advances, consult factory for certification specifics.

Dimensional Specifications: in. [mm]



| | | | |
|---|--|---|---|
|  .069[1.75] DIA .250[6.35] |  .156[3.96] DIA .375[9.52] .250[6.35] |  .055[1.40] DIA .250[6.35] .187[4.74] |  6.000[152.40] .500[12.70] |
| .250 TAB (Q.C.) | SOLDER LUG | .187 TAB (Q.C.) | INTEGRATED WIRE LEAD (no exposed conductors) |
| TERMINAL TYPE | | | |



| | | | | | | | | | | |
|-----------------------------|---|---|--|-----------------------|---|---|----------|--|----------|-------------|
| LTA | 20 | 1 | - | T | R | - | B | - | / | 125N |
| SERIES | RATING | TERMINATION | | ACTUATOR STYLE | | ACTUATOR COLOR | | LENS COLOR^{2,3} | | |
| LTA OFF-NONE-ON SINGLE POLE | 10 5A 250VAC 10A 125VAC 1/2HP 125-250VAC 11 5A 250VAC 10A 125VAC 5A (TUNGSTEN) 125VAC L 20 10A 250VAC 15A 125VAC 3/4HP 125-250VAC 21 10A 250VAC 15A 125VAC 22 10A 250VAC 15A 125VAC 20A 125-250VAC H 3/4HP 125-250VAC | 0 SOLDER LUG 1 .250 TAB (QC) 3 .187 TAB (QC) 5 WIRE LEAD | P PADDLE PS PADDLE - SHORT T LIGHTED ROCKER | | ROCKER A AMBER C CLEAR G GREEN ³ R RED PADDLE¹ B BLACK W WHITE | BASE COLOR¹ B BLACK W WHITE | | A AMBER C CLEAR G GREEN LU BLUE R RED LAMP VOLTAGE 6V 6 VOLT/ INCANDESCENT 12V 12 VOLT/ INCANDESCENT 18V 18 VOLT/ INCANDESCENT 24V 24 VOLT/ INCANDESCENT 28V 28 VOLT/ INCANDESCENT 125N 125 VOLT/ NEON 250N 250 VOLT/ NEON | | |

NOTES:

Shading indicates standard configurations. Stainless steel bezels are available. Add suffix "BEZEL" to the end of the catalog number. (ex.) LTA201-TR-B/12V/BEZEL
Imprinting is available. Please specify when ordering.

Panel Cut-Out Recommendations: For sheet metal panels, switch must enter panel in same direction as the punch. (Burr on bottom.) Test cut hole in actual material.

¹ Custom colors are available. Consult factory.

² Neon lamps (125 volt or 250 volt) not recommended with green or blue colored indicators.

³ Specify lens color only if actuator style is P or PS.