



FFC Harness for High-speed Transmission


CONNECTOR

MB-0251-1

October 2012

## JF08 Series

RoHS Compliant



Recently there has been increasing demand for high-speed and high-capacity transmission in devices as they become higher in performance. The JF08 Series connector harness is excellent at carrying high-speed serial transmission such as LVDS and PCI-Express, and it is also ideally suited for the next generation high-speed interface, V-by-One® HS.

\*V-by-One® HS is the trademark of THine Electronics, Inc.

Features

- Can mate with FI-R Series connectors
- Strong mechanical lock
- Easy operability with ample mating guides and large side lock buttons
- Ideally suited for the next generation high-speed transmission, V-by-One® HS
- FMI control with shield layer on the FFC and metal shell on the connector

General Specification

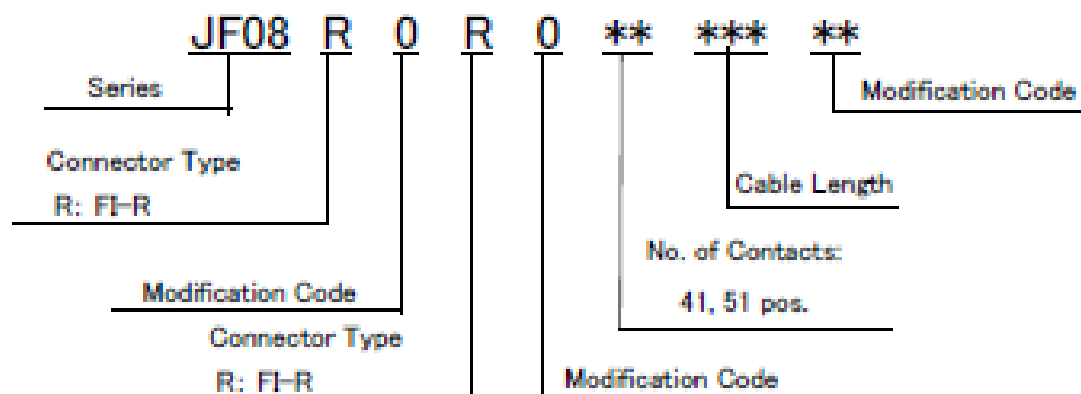
- Number of Contacts: 41, 51 positions
- Rated Current: AC, DC each 0.3 Amps/contact
- Contact Resistance: Maximum 40M ohm
- Insulation Resistance: Minimum of 100M ohm
- Dielectric Withstanding Voltage: AC250Vr.m.s per minute
- Pitch: 0.5mm
- Operating Temperature: -40°C ~ +80°C
- Impedance Connector: 100 ohm ± 15%
- FFC: 100 ohm ± 10%

## Materials and Finishes

Component	Material / Finishes
FFC	One-side shield FFC / Au plating ( Signal wire: Copper Shield: Aluminum / Copper Insulation: PET )
Shell	Copper alloy/ Sn plating
Insulator	Heat resistant plastic / None
Lock Spring	Stainless steel / None

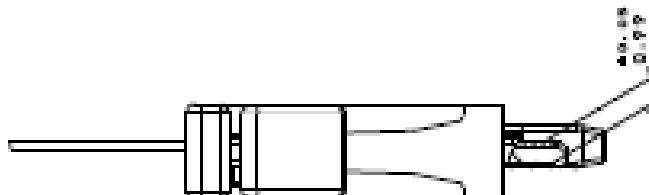
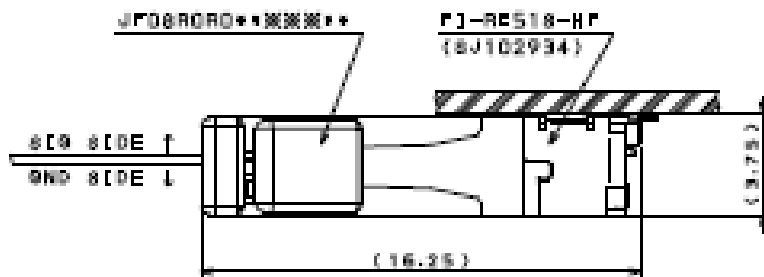
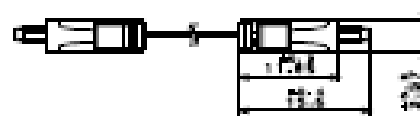
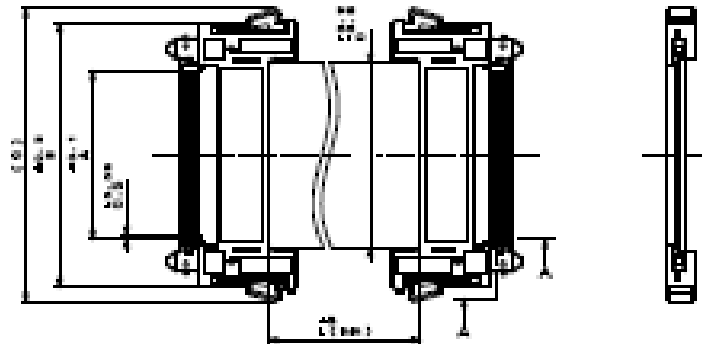
## Ordering Information

## \*FI-R Type



\*Connectors are not sold individually.

Part Number	SJ Drawing	Remarks
JF08R0R041***MA	SJ110607	41 pos / Aluminum Shield
JF08R0R051***MA	SJ110607	51 pos / Aluminum Shield



Dimensions

Unit: mm

No. of CONTACT	A <sup>允</sup>	B <sup>允</sup>	(C)	D <sup>允</sup>
41	20	31.4	35	22.1
51	25	36.4	40	27.1

Product Line-up
-----------------

No. of Contacts	FFC Length	Part Number
41	10cm	JF08R0R041010MA
	20cm	JF08R0R041020MA
	30cm	JF08R0R041030MA
	40cm	JF08R0R041040MA
	50cm	JF08R0R041050MA
	80cm	JF08R0R041080MA
	100cm	JF08R0R041100MA

No. of Contacts	FFC Length	Part Number
51	10cm	JF08R0R051010MA
	20cm	JF08R0R051020MA
	30cm	JF08R0R051030MA
	40cm	JF08R0R051040MA
	50cm	JF08R0R051050MA
	80cm	JF08R0R051080MA
	100cm	JF08R0R051100MA

Note: Above shows the standard lengths.

Please contact us concerning lengths not listed.

**Japan Aviation Electronics Industry, Limited**  
 Product Marketing Division  
 Aobadai Building, 3-1-19, Aobadai, Meguro-ku, Tokyo 153-8539  
 Phone: +81-3-3780-2787 FAX: +81-3-3780-2946

**Notice:** Products shown in this brochure are made for the applications listed below. However, if the above-mentioned products are to be used in aerospace devices, marine cable-connection devices, atomic power control systems, medical equipment for life-support systems, or any other specific application requiring extremely high reliability, please contact JAE for further information.

Recommended applications: Computers, Office machines, Measuring devices, Telecommunication devices (Terminals, Mobile devices), AV devices, Household applications, FA devices, etc.

\* The specifications in this brochure are subject to change without notice. Please contact JAE for information.