

Smallest book-style EMC/RFI Filter for Inverter and Power Drive Systems

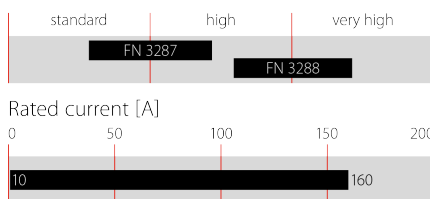


- Standard and high performance EMC solution
- Footprint space-saving book-style housing
- Solid safety connector blocks
- Standard attenuation performance FN3287
- High attenuation performance FN3288
- HV versions for 690 VAC applications
- HVIT- and IT versions for IT distribution networks
- Versions with low leakage current



Performance indicators

Attenuation performance



Approvals & Compliances



600 VAC

Features and benefits

- FN 3287 and FN 3288 series of filters provides state-of-the-art EMI attenuation based on an innovative filter topology. They help to ensure compliance with Class C2 or even C1 limits.
- The slim book-style shape allows a convenient and space-saving installation next to inverters, converters or motor drives.
- The compact FN3287 and FN3288 filter from 10 to 160A are designed for the most diverse applications worldwide, including machinery and machine tools.
- FN 3288 HV filters up to 160 A are applicable for 690 VAC distribution networks.
- FN 3288IT and FN 3288HVIT filters up to 160 A meet the special requirements for IT distribution networks.
- Low leakage current filter versions help to fulfill tough requirements (e.g. 0.1 mA) in respect of leakage current limitation.

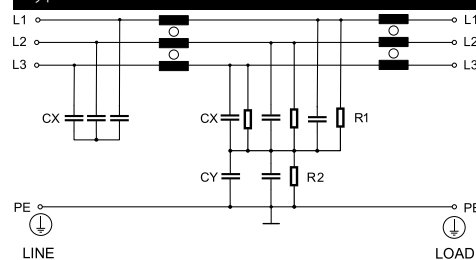
Technical specifications

Maximum continuous operating voltage	3x 530/305 VAC (FN 3287, FN 3288) 3x 530 VAC (FN 3288 IT) 3x 760/440 VAC (FN 3288 HV) 3x 760 VAC (FN 3288 HVIT)
Rated currents	10 to 160 A @50°C
Operating frequency	DC to 60 Hz
High potential test voltage	P -> E 2260 VDC for 2 s (FN 3287, FN 3288) P -> E 2900 VDC for 2 s (FN 3288 IT) P -> P 2280 VDC for 2 s (FN 3287, FN 3288, FN 3288 IT) P -> E 2650 VDC for 2 s (FN 3288 HV) P -> E 3530 VDC for 2 s (FN 3288 HMIT) P -> P 3270 VDC for 2 s (FN 3288 HV)
Pollution degree	2 acc. IEC 60664-1
Overload capability	6x rated current for 1 sec, once per hour 1.5x rated current for 1 minute, once per hour
Temperature range (operation and storage)	-40°C to +100°C (with current derating >50°C)
Climatic class	40/100/21 acc. to IEC 60068-1
Protection category	IP 20 acc. to IEC 60529
Vibration and shock	3M4 (operation); 2M2 (transport) acc. to IEC 60721-3-3; IEC 60721-3-2
Flammability according to	UL 94 V-0
Compliance with insulation requirement	> 1MΩ acc. to IEC 60204-1
Design corresponding to	UL 60939-3, IEC 60939-3
MTBF	> 200,000 hours
Overvoltage category	II acc. IEC 60664-1

Typical applications

- Three-phase variable speed drives and power drive systems (PDS)
- Machine tool and machinery equipment
- IT power distribution networks (FN 3288IT and FN 3288 HVIT)
- General energy conversion devices (inverters, converters)
- Process automation equipment
- Three-phase power supplies
- Low-leakage current requirements

Typical electrical schematic



Note: IT and HVIT versions without discharge resistor to ground.

Filter selection table

Filter	Buy	Rated current @ 50°C (40°C) [A]	Typical drive Power rating** [kW]	Leakage current*** @ 530 VAC/50 Hz [mA]							Power loss @ 25°C [W]	Terminal Type	Weight [kg]	Frame	
				C35	C34	C33	C28	C27	C26	C21					C17
Capacitor option *C..															
Standard performance:															
FN3287-10-44-C..-R65		10 (11)	5				3.7		2.2	0.4		7.5	-44	0.7	Q
FN3287-16-44-C..-R65		16 (17)	7			4.3			2.4	0.4		9.5	-44	0.8	R
FN3287-20-33-C..-R65		20 (22)	9			4.9			2.5	0.4		10.0	-33	0.9	S
FN3287-25-33-C..-R65		25 (27)	11			4.9			2.5	0.4		11.4	-33	1.0	S
FN3287-40-33-C..-R65		40 (44)	18			4.9			2.5	0.4		22.6	-33	1.5	T
FN3287-50-53-C..-R65		50 (55)	23			4.9			2.5	0.4		25.5	-53	2.1	U
FN3287-63-53-C..-R65		63 (69)	29			4.9			2.5	0.4		32.1	-53	2.2	U
FN3287-80-34-C..-R65		80 (88)	37			5.6			2.7	0.4		32.6	-34	3.4	F
FN3287-100-35-C..-R65		100 (110)	46			5.6			2.7	0.4		33.0	-35	4.2	G
FN3287-125-35-C..-R65		125 (137)	57			5.6			2.7	0.4		37.5	-35	4.6	G
FN3287-160-40-C..-R65		160 (175)	69			5.6			2.7	0.4		38.4	-40	6.0	H
High performance:															
FN3288-10-44-C..-R65		10 (11)	5		5.9				2.5	0.4	0.1	7.1	-44	0.8	A
FN3288-16-44-C..-R65		16 (17)	7	6.0					2.5	0.4	0.1	10.5	-44	1.0	B
FN3288-20-33-C..-R65		20 (22)	9	6.0					2.5	0.4	0.1	10.7	-33	1.2	C
FN3288-25-33-C..-R65		25 (27)	11	6.0					2.5	0.4	0.1	17.8	-33	1.2	C
FN3288-40-33-C..-R65		40 (44)	18	6.0			3.5		0.4	0.1		21.6	-33	1.8	D
FN3288-50-53-C..-R65		50 (55)	23	6.6					2.6	0.4	0.1	29.3	-53	2.5	E
FN3288-63-53-C..-R65		63 (69)	29	6.6					2.6	0.4	0.1	34.5	-53	2.7	E
FN3288-80-34-C..-R65		80 (88)	37	7.1					2.7	0.4	0.1	28.8	-34	4.3	F
FN3288-100-35-C..-R65		100 (110)	46	7.1					2.7	0.4	0.1	36.0	-35	5.1	G
FN3288-125-35-C..-R65		125 (137)	57	7.1					2.7	0.4	0.1	42.2	-35	5.0	G
FN3288-160-40-C..-R65		160 (175)	69	7.1					2.7	0.4	0.1	46.1	-40	6.6	H
HP for IT power networks****:															
FN3288IT-10-44-C..-R60		10 (11)	5		5.9							6.2	-44	1.1	I
FN3288IT-16-44-C..-R60		16 (17)	7		5.9							9.7	-44	1.3	J
FN3288IT-20-33-C..-R60		20 (22)	9		5.9							13.2	-33	1.6	K
FN3288IT-25-33-C..-R60		25 (27)	11		5.9							15.6	-33	1.6	K
FN3288IT-40-33-C..-R60		40 (44)	18		5.9							18.7	-33	2.8	L
FN3288IT-50-53-C..-R60		50 (55)	23		6.5							24.0	-53	2.8	M
FN3288IT-63-53-C..-R60		63 (69)	29		6.5							29.8	-53	2.9	M
FN3288IT-80-34-C..-R60		80 (88)	37		7.0							28.8	-34	4.6	N
FN3288IT-100-35-C..-R60		100 (110)	46		7.0							33.0	-35	5.4	O
FN3288IT-125-35-C..-R60		125 (137)	57		7.0							42.2	-35	5.3	O
FN3288IT-160-40-C..-R60		160 (175)	69		7.0							46.1	-40	6.9	P

* Replace C.. with corresponding listed C35, C34, C33, C28, C27, C26, C21 or C17.

** Typical power rating at 400 VAC for FN3287 and FN3288 with $\cos \phi = 0.85$. The exact value depends upon the efficiency of the drive, the motor and the entire application.

*** Standardized calculated leakage current acc. IEC 60939 under normal operating conditions (FN3287, FN3288 and FN3288 IT at 530 VAC).

**** These filters may be operated in IT system as long as the operation conditions and possible short circuit/fault (earth connection of one conductor) occurs between the supply (line side) and the filter. The filters are not designed for short circuit/faults occurring between converter and motor.

Filter selection table

Filter	Buy	Rated current @ 50°C (40°C) [A]	Typical drive Power rating** [kW]	Leakage current*** @ 760 VAC/50 Hz [mA]								Power loss @ 25°C [W]	Input/output Connections	Weight [kg]	Frame
				C44	C43	C42	C36	C34	C26	C25	C24				
Capacitor option * C..															
High voltage versions:															
FN3288HV-10-44-C..-R65	🛒	10 (11)	10					8.4			1.8	7.0	-44	1.2	I
FN3288HV-16-44-C..-R65	🛒	16 (17)	13					8.4		2.5		10.8	-44	1.5	J
FN3288HV-20-33-C..-R65	🛒	20 (22)	17			10.9				2.5		12.6	-33	1.8	K
FN3288HV-25-33-C..-R65	🛒	25 (27)	21			10.9				2.5		14.6	-33	1.9	K
FN3288HV-40-33-C..-R65	🛒	40 (44)	35			12.4				2.6		19.2	-33	2.9	L
FN3288HV-50-53-C..-R65	🛒	50 (55)	43			12.4				2.6		26.3	-53	3.3	M
FN3288HV-63-53-C..-R65	🛒	63 (69)	55			12.4				2.6		33.3	-53	3.5	M
FN3288HV-80-34-C..-R65	🛒	80 (88)	70			12.4				2.6		28.8	-34	4.9	N
FN3288HV-100-35-C..-R65	🛒	100 (110)	100			12.4				2.6		33.0	-35	5.8	O
FN3288HV-125-35-C..-R65	🛒	125 (137)	110			12.4				2.6		42.0	-35	5.9	O
FN3288HV-160-40-C..-R65	🛒	160 (175)	140			12.4				2.6		46.1	-40	7.2	P
HV for IT power networks****:															
FN3288HVIT-10-44-C..-R60	🛒	10 (11)	10		4.6			3.6				7.0	-44	1.2	I
FN3288HVIT-16-44-C..-R60	🛒	16 (17)	13	6.8				3.7				10.8	-44	1.5	J
FN3288HVIT-20-33-C..-R60	🛒	20 (22)	17	6.8				3.7				12.6	-33	1.8	K
FN3288HVIT-25-33-C..-R60	🛒	25 (27)	21	6.8				3.7				14.6	-33	1.9	K
FN3288HVIT-40-33-C..-R60	🛒	40 (44)	35	6.8				3.7				19.2	-33	2.9	L
FN3288HVIT-50-53-C..-R60	🛒	50 (55)	43	6.8				3.7				26.3	-53	3.3	M
FN3288HVIT-63-53-C..-R60	🛒	63 (69)	55	6.8				3.7				33.3	-53	3.5	M
FN3288HVIT-80-34-C..-R60	🛒	80 (88)	70	6.8				3.7				28.8	-34	4.9	N
FN3288HVIT-100-35-C..-R60	🛒	100 (110)	100	6.8				3.7				33.0	-35	5.8	O
FN3288HVIT-125-35-C..-R60	🛒	125 (137)	110	5.9				3.7				42.2	-35	5.9	O
FN3288HVIT-160-40-C..-R60	🛒	160 (175)	140	6.8				3.7				46.1	-40	7.2	P

* Replace C.. with corresponding listed C44, C43, C42, C36, C34, C26, C25 or C24.

** Typical power rating (400 VAC for FN3287 and FN3288 / 690 VAC for FN3288 HV and FN3288 HVIT) with $\cos\phi=0.85$. The exact value depends upon the efficiency of the drive, the motor and the entire application.

*** Standardized calculated leakage current acc. IEC 60939 under normal operating conditions (FN3288 HV and FN3288 HVIT at 760 VAC).

**** These filters may be operated in IT system as long as the operation conditions and possible short circuit/fault (earth connection of one conductor) occurs between the supply (line side) and the filter. The filters are not designed for short circuit/faults occurring between converter and motor.

Distribution inventory

Up-to-date inventory levels for global distributors is available at

<https://products.schaffner.com/stock>

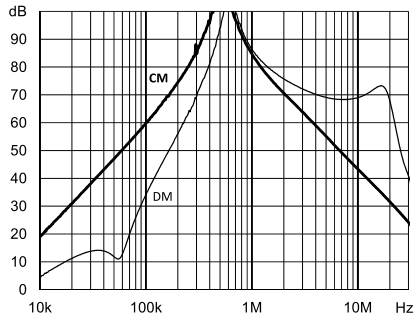


Typical filter attenuation – FN 3287 standard performance

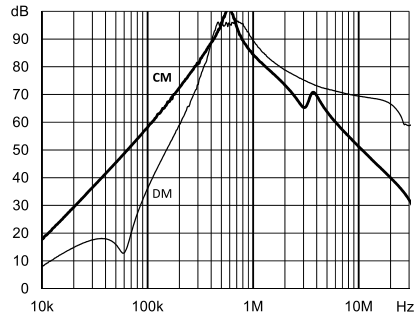
(FN 3287 standard performance version with standard leakage current)

Per CISPR 17: symmetrical 50 Ω/50 Ω -> Differential Mode (DM); asymmetrical 50 Ω/50 Ω -> Common Mode (CM)

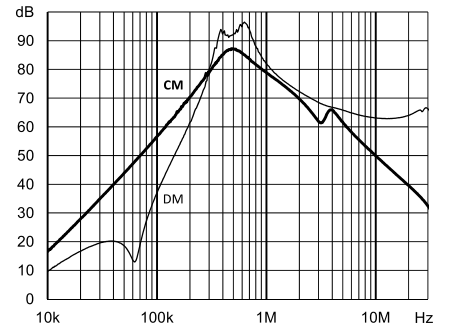
FN 3287-10-44-C28-R65



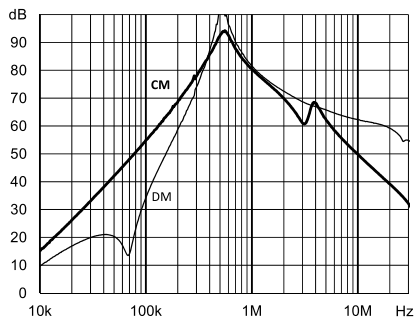
FN 3287-16-44-C33-R65



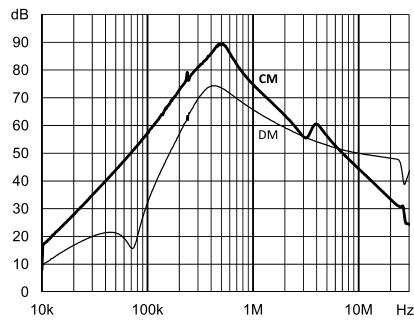
FN 3287-20-33-C33-R65



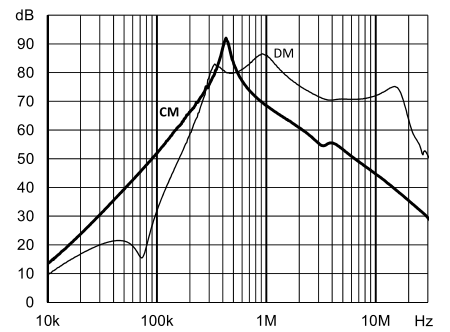
FN 3287-25-33-C33-R65



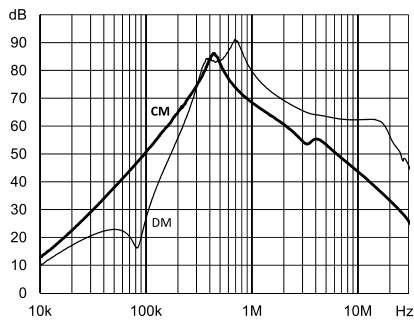
FN 3287-40-33-C33-R65



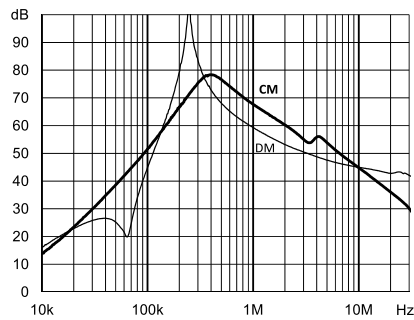
FN 3287-50-53-C33-R65



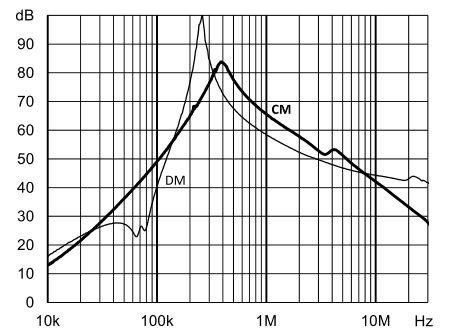
FN 3287-63-53-C33-R65



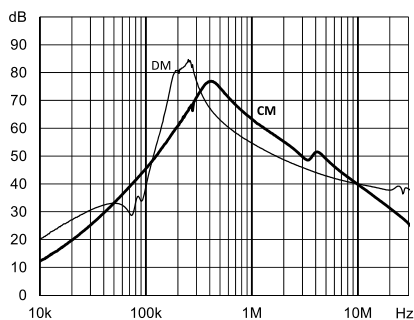
FN 3287-80-34-C33-R65



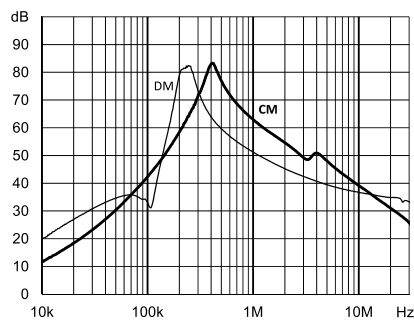
FN 3287-100-35-C33-R65



FN 3287-125-35-C33-R65



FN 3287-160-40-C33-R65

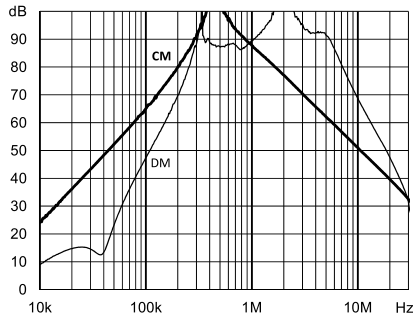


Typical filter attenuation – FN 3288 high performance

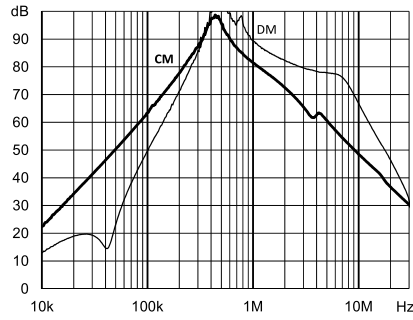
(FN 3288 high performance version with standard leakage current)

Per CISPR 17: symmetrical 50 Ω/50 Ω -> Differential Mode (DM); asymmetrical 50 Ω/50 Ω -> Common Mode (CM)

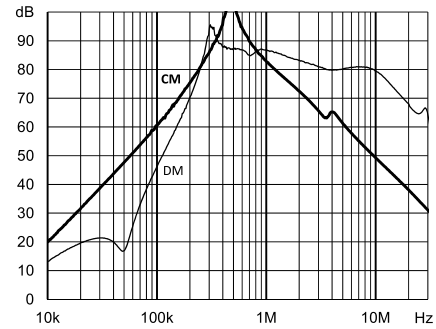
FN 3288-10-44-C34-R65



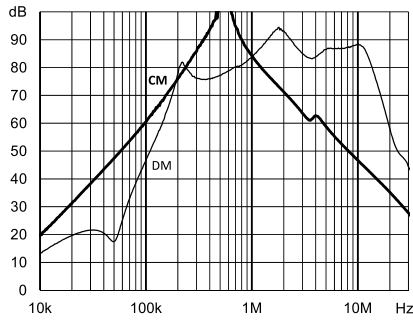
FN 3288-16-44-C35-R65



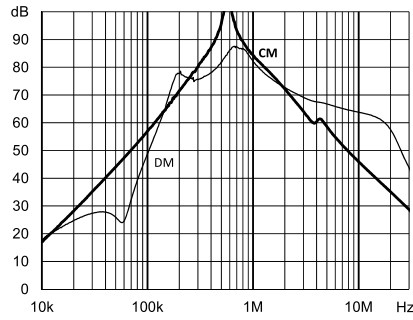
FN 3288-20-33-C35-R65



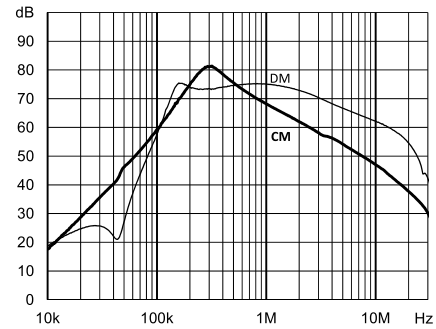
FN 3288-25-33-C35-R65



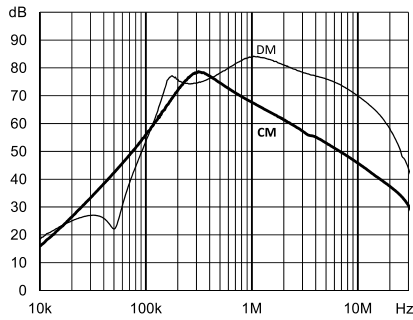
FN 3288-40-33-C35-R65



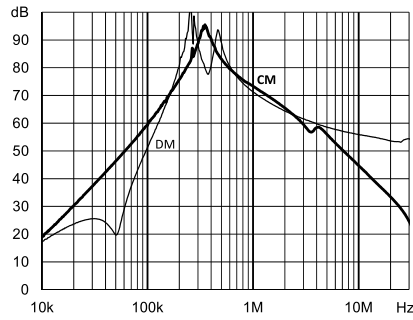
FN 3288-50-53-C35-R65



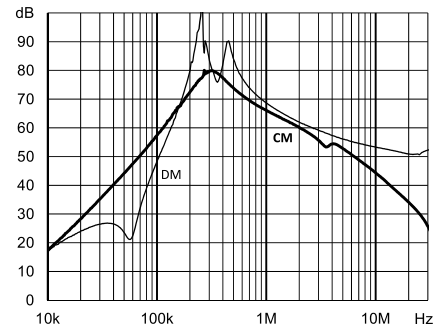
FN 3288-63-53-C35-R65



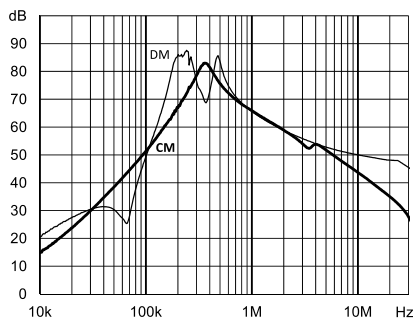
FN 3288-80-34-C35-R65



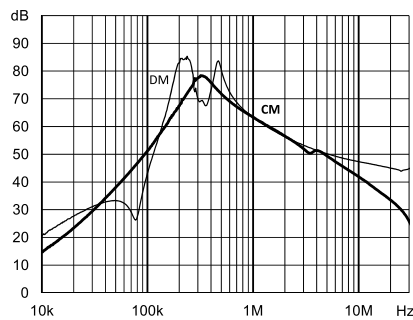
FN 3288-100-35-C35-R65



FN 3288-125-35-C35-R65



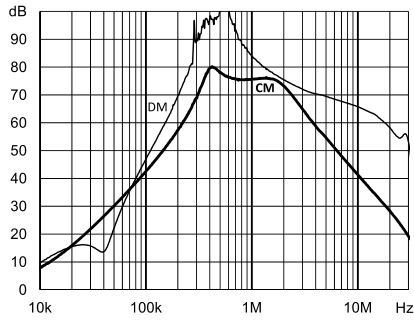
FN 3288-160-40-C35-R65



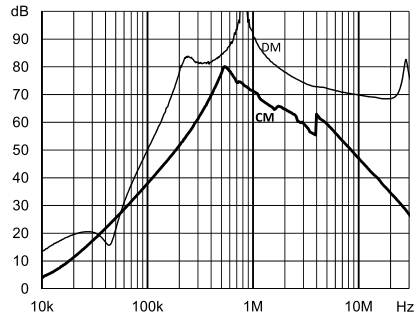
Typical filter attenuation – FN 3288 low leakage current version

Per CISPR 17: symmetrical 50 Ω/50 Ω -> Differential Mode (DM); asymmetrical 50 Ω/50 Ω -> Common Mode (CM)

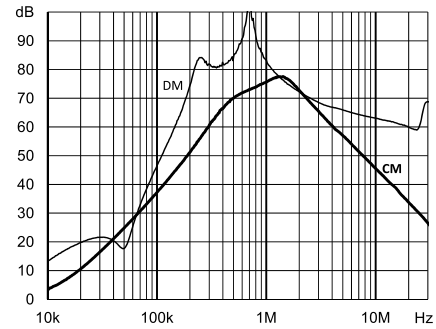
FN 3288-10-44-C21-R65



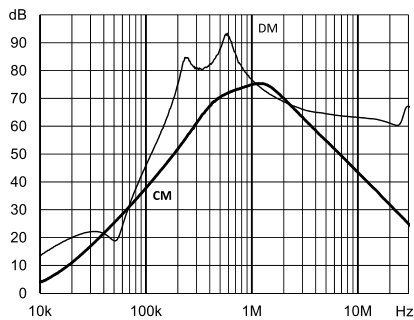
FN 3288-16-44-C21-R65



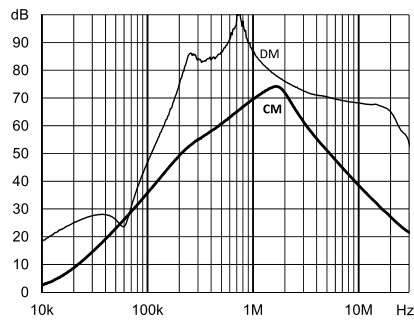
FN 3288-20-33-C21-R65



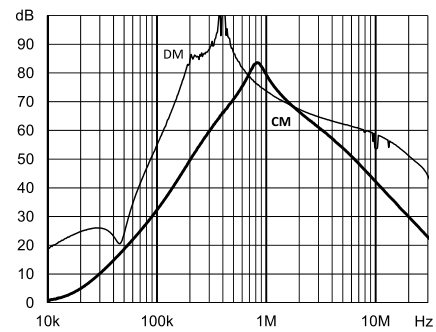
FN 3288-25-33-C21-R65



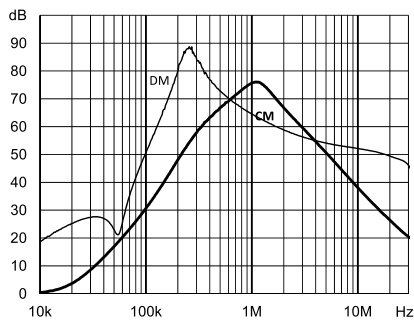
FN 3288-40-33-C21-R65



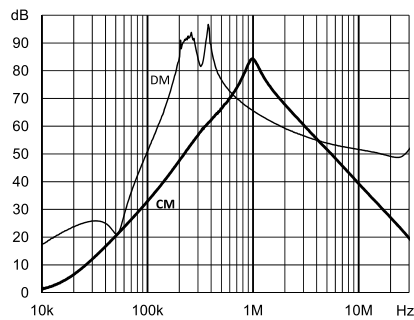
FN 3288-50-53-C21-R65



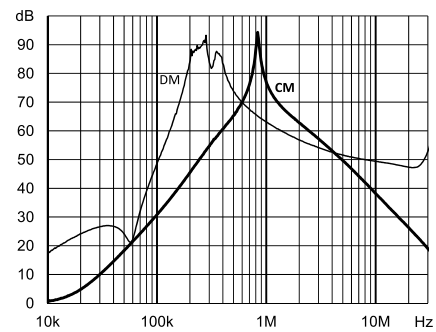
FN 3288-63-53-C21-R65



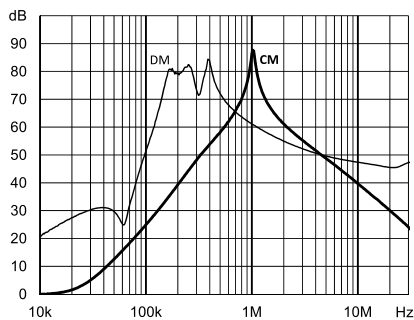
FN 3288-80-34-C21-R65



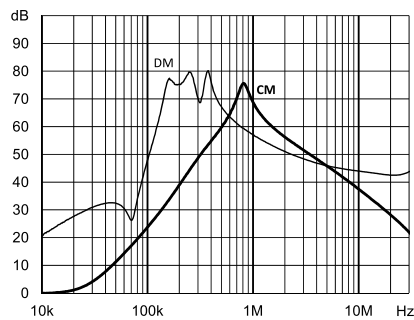
FN 3288-100-35-C21-R65



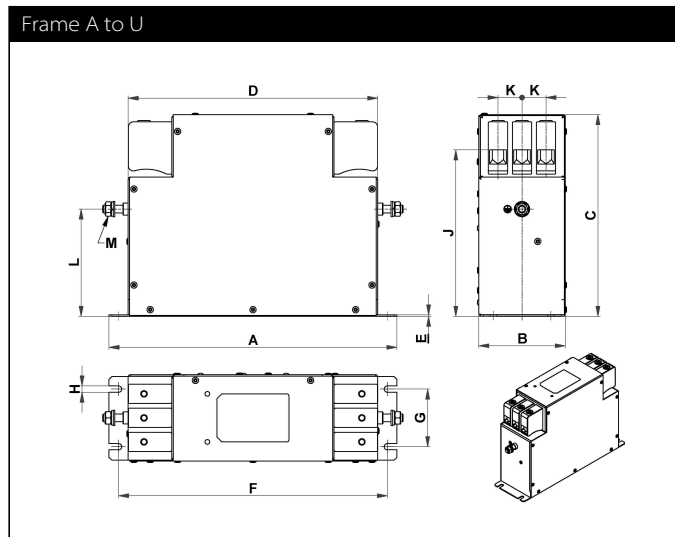
FN 3288-125-35-C21-R65



FN 3288-160-40-C21-R65



Mechanical data



Dimensions*

Frame	A	B	C	D	E	F	G	H	J+/-2	K	L+/-1	M**
A	185	40	120	157	0.8	175	20	4.5	102	11	76	M5
B	195	45	140	164	0.8	180	25	5.4	122	11	93	M5
C	210	45	145	174	0.8	195	25	5.4	126	13	96	M5
D	235	50	168	207	1.0	220	30	5.4	149	13	115	M6
E	255	65	180	226	1.0	240	45	5.4	156	16	120	M6
F	290	80	205	250	1.2	270	50	6.5	172	22	110	M6
G	300	90	210	260	1.5	280	60	6.5	173	25	112	M8
H	310	100	225	270	1.5	290	70	6.5	183	28	110	M10
I	230	50	132	203	0.8	220	30	4.5	114	12.5	88	M5
J	230	55	159	198	0.8	215	35	5.4	141	13	112	M5
K	245	55	167	212	0.8	230	35	5.4	148	13	118	M5
L	265	60	191	237	1.0	250	40	5.4	172	13	135	M6
M	265	70	194	237	1.0	250	50	5.4	170	16	133	M6
N	310	95	220	270	1.2	290	65	6.5	187	22	125	M6
O	320	95	230	280	1.5	300	65	6.5	192	25	127	M8
P	330	100	240	290	1.5	310	70	6.5	198	30	127	M10
Q	180	40	112	153	0.8	170	20	4.5	94	11	68	M5
R	200	45	120	170	0.8	185	25	5.4	102	11	76	M5
S	205	45	132	173	0.8	190	25	5.4	113	13	83	M5
T	215	50	147	185	1.0	200	30	5.4	128	13	95	M6
U	220	65	180	186	1.0	205	45	5.4	156	16	120	M6

* All dimensions in mm. For dimensions without stated tolerances: ISO 2768-m/EN 22768-m

** Earth screw torque: M5 2.0-2.2 Nm; M6 3.5-4.0 Nm; M8 8.0-9.0 Nm; M10 15-17 Nm

Filter input/output connector cross sections

	-44	-33	-53	-34	-35	-40
Solid wire	0.5-10 mm ²	0.5-16 mm ²	0.5-16 mm ²	6-35 mm ²	10-50 mm ²	25-95 mm ²
Flex wire	0.5-6 mm ²	0.5-10 mm ²	0.5-16 mm ²	6-25 mm ²	16-50 mm ²	25-95 mm ²
Flex wire AWG	AWG 20-8	AWG 22-6	AWG 20-4	AWG 6-2	AWG 6-1/0	AWG 0-4/0
Recommended torque	1.0-1.2 Nm	1.5-1.8 Nm	2.0-2.3 Nm	4.0-4.5 Nm	7.0-8.0 Nm	17-20 Nm

Please visit www.schaffner.com to find more details on filter connectors.

Accessories

Surge Protection Devices



- | SPD with a fail safe function to prevent short-circuit (separation of circuit and element is visually confirmable)
- | Compliance with IEC 61643-1 that meets the new JIS standards
- | Against indirect lightning surge for single phase / three phase power supplies Quick response for surge
- | Impulse current capacity 8/20 μ s-5,000A
- | Impulse test category: Class II (Type II)
- | Every pathway consists of same elements. Between line and line/between lines and ground can protect as the same level.

[Datasheet PDF >](#)



Headquarters, global innovation and development

Switzerland

Schaffner Group

Industrie Nord
Nordstrasse 11e
4542 Luterbach
T +41 32 681 66 26
info@schaffner.com



Sales and application centers

China

Schaffner EMC Ltd. Shanghai

T20-3 C, No 565 Chuangye Road,
Pudong district
201201 Shanghai
T +86 21 3813 9500
cschina@schaffner.com
www.schaffner.com.cn

Finland

Schaffner Oy

Sauvonrinne 19 H
08500 Lohja
T +358 50 468 7284
finlandsales@schaffner.com

France

Schaffner EMC S.A.S.

16-20 Rue Louis Rameau
95875 Bezons
T +33 1 34 34 30 60
F +33 1 39 47 02 28
francesales@schaffner.com

Germany

Schaffner Deutschland GmbH

Schoemperlenstrasse 12B
76185 Karlsruhe
T +49 721 56910
F +49 721 569110
germanysales@schaffner.com

India

Schaffner India Pvt. Ltd

REGUS WORLD TRADE CENTRE
WTC, 22nd Floor Unit No 2238, Brigade
Gateway Campus, 26/1, Dr. Rajkumar Road
Malleshwaram (W)
560055 Bangalore
T +91 80 67935355
indiasales@schaffner.com

Italy

Schaffner EMC S.r.l.

Via Ticino, 30
20900 Monza (MB)
T +39 039 21 41 070
italysales@schaffner.com

Japan

Schaffner EMC K.K.

Taiju-Seimei Sangenjaya Bldg.
1-32-12, Kamiyama, Setagaya-ku
154-0011 Tokyo
T +81 3 5712 3650
F +81 3 5712 3651
japansales@schaffner.com
www.schaffner.jp

Singapore

Schaffner EMC Pte Ltd.

#05-09, Kg Ubi Ind. Estate
408705 Singapore
T +65 6377 3283
F +65 6377 3281
singaporesales@schaffner.com

Spain

Schaffner EMC España

Calle Caléndula 93, Miniparc III, Edificio E
El Soto de Moraleja, Alcobendas
28109 Madrid
T +34 917 912 900
F +34 917 912 901
spainsales@schaffner.com

Sweden

Schaffner EMC AB

Östermalmstorg 1
114 42 Stockholm
T +46 8 5050 2425
swedensales@schaffner.com
www.schaffner.com

Switzerland

Schaffner EMV AG

Industrie Nord
Nordstrasse 11e
4542 Luterbach
T +41 32 681 66 88
T +41 32 681 66 26
switzerlandsales@schaffner.com

Taiwan

Schaffner EMV Ltd.

20 Floor-2, No 97, Section 1, XinTai 5th Road
22175 XiZhi District New Taipei City 22175
T +886 2 2697 5500
F +886 2 2697 5533
taiwansales@schaffner.com
www.schaffner.com.tw

Thailand

Schaffner EMC Co. Ltd.

Northern Region Industrial Estate
67 Moo 4 Tambon Ban Klang
Amphur Muangng P.O. Box 14
51000 Lamphun
T +66 53 58 11 04
F +66 53 58 10 19
thailandsales@schaffner.com

United Kingdom

Schaffner Ltd.

1, Oakmede Place
Binfield
RG42 4JF Berkshire
T +44 118 9770070
F +44 118 9792969
uksales@schaffner.com

USA

Schaffner EMC Inc.

52 Mayfield Avenue
Edison, New Jersey
T +1 732 225 9533
F +1 732 225 4789
usasales@schaffner.com
www.schaffnerusa.com

To find your local partner within Schaffner's global network: www.schaffner.com

© 2020 Schaffner Group

The content of this document has been carefully checked and understood. However, neither Schaffner nor its subsidiaries assume any liability whatsoever for any errors or inaccuracies of this document and the consequences thereof. Published specifications are subject to change without notice. Product suitability for any area of application must ultimately be determined by the customer. In all cases, products must never be operated outside their published specifications. Schaffner does not guarantee the availability of all published products. This disclaimer shall be governed by substantive Swiss law and resulting disputes shall be settled by the courts at the place of business of Schaffner Holding AG. Latest publications and a complete disclaimer can be downloaded from the Schaffner website. All trademarks recognized.