

Compact power line AC EMC/EMI filter



- High current 3-phase filter up to 2300 A
- Extremely compact and light weight design
- Minimum installation foot print
- Performance optimised for standard purpose applications
- FN3310 series without Cy capacitors to ground
- FN3311 IT versions for use in IT power networks



Performance indicators

Attenuation performance



Rated current [A]



Technical specifications

Maximum continuous operating voltage	3x 520/300 VAC for FN 3311 3x 520 VAC for FN 3310
Operating frequency	DC to 60 Hz
Rated currents	250 to 2300 A @ 50°C
High potential test voltage	P → E 2 kVAC for 2 sec (FN 3311 IT 3 kVAC for 2 sec) P → P 2.25 kVDC for 2 sec (FN 3311 IT 2.68 kVDC for 2 sec)
Protection category	IP 00
Overload capability	4x rated current at switch on, max. 8 sec 1.5x rated current for 1 minute, once per hour
Temperature range (operation and storage)	-40°C to +100°C
Climatic category	40/100/21 acc. to IEC 60068-1
Terminals/Housing	Ni plated cu bars/Metal
Flammability corresponding to	UL 94V-0
Design corresponding to	UL 1283, CSA 22.2 No. 8, IEC/EN 60939, EN 60721-3
MTBF @ Rated amb. Temp./Voltage (Mil-HB-217F)	> 200,000 hours

Approvals & Compliances



The FN 3311/FN 3310 product series of standard EMC/EMI filters are based on Schaffner's many years of expertise in filter design for all types of converter and inverter applications. Installed between the PV inverter and the power grid, the FN 3311/FN 3310 AC filters are used to influence positively the conducted emissions on the grid side to help to comply with the required emission standards.

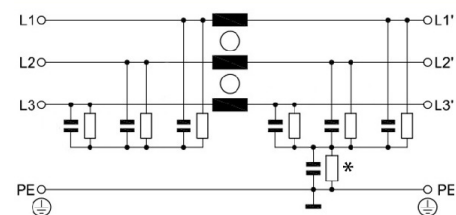
Features and benefits

The FN 3311/FN 3310 series are the most compact dedicated high current AC filters, not only suitable for PV applications, but being an optimum fit with most modern PV inverter topologies. In addition the filters can be configured in a very flexible way to fulfil custom specific application requirements. All FN 3311/FN 3310 come in unsymmetrical housings, which help to prevent inverse installation and wrong electrical connection. Along with solar panel-side installed Schaffner DC EMC/EMI filters FN 2211/FN 2210, the AC filters FN 3311/FN 3310 are key to meet the stringent international standards for electro-magnetic compatibility and help to ensure a reliable and fault-free operation of the entire PV system.

Typical applications

The FN 3311/FN 3310 series are primarily designed for all kind of power line connected converter and inverter applications between 250 and 2'300 A. However, they are optimised for PV inverter and can potentially also be applied for general purpose motor drives applications.

Typical electrical schematic FN 3311



- * - FN 3311 IT series without resistor to PE
- FN 3310 series without resistor and capacitor to PE

Filter selection table

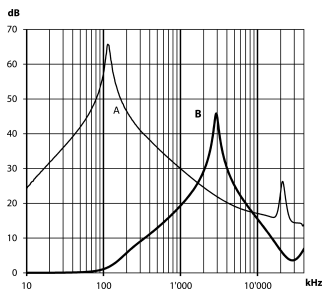
Filters */**	Rated current @ 50°C [A]	Typical inverter AC power rating*** [kVA]	Leakage current**** @ 520 VAC/50 Hz [mA]	Power loss @ 25°C/DC [W]	Weight [kg]
FN 3311 with Cy caps					
FN 3311-250-99-C16-R55 or FN 3311 IT-250-99-C18-R5	250	170	0.06	18	2.3
FN 3311-400-99-C16-R55 or FN 3311 IT-400-99-C18-R5	400	270	0.06	30	3.1
FN 3311-600-99-C16-R55 or FN 3311 IT-600-99-C18-R5	600	400	0.06	33	4.0
FN 3311-1000-99-C16-R55 or FN 3311 IT-1000-99-C18-R5	1000	670	0.06	70	5.5
FN 3311-1500-99-C16-R55 or FN 3311 IT-1500-99-C18-R5	1500	1000	0.06	133	9.9
FN 3311-2300-99-C16-R55 or FN 3311 IT-2300-99-C18-R5	2300	1500	0.06	201	18.2
FN 3310 without Cy caps					
FN 3310-250-99-R5	250	170		18	2.3
FN 3310-400-99-R5	400	270		30	3.1
FN 3310-600-99-R5	600	400		33	4.0
FN 3310-1000-99-R5	1000	670		70	5.5
FN 3310-1500-99-R5	1500	1000		133	9.9
FN 3310-2300-99-R5	2300	1500		201	18.2

* Filters with higher current ratings available upon request.
 ** Filters with reduced Cy capacitance to ground for high asymmetrical currents and higher voltages available upon request.
 *** Calculated at rated current, 480 VAC (FN 3311)/690 VAC (FN 3311 HV) and cos phi=0.8. The exact value depends upon the efficiency of the drive, the motor and the entire application.
 **** Leakage current according IEC 60939-1

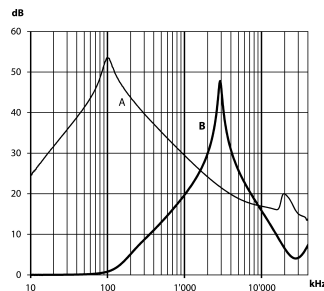
Typical filter attenuation FN 3311-xxx-99-C16-R55

Per CISPR 17; A=50 Ω/50 Ω sym; B=50 Ω/50 Ω asym

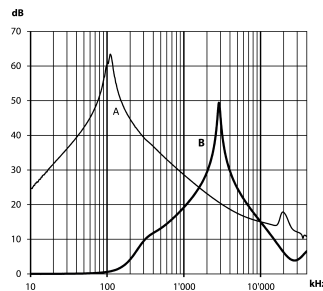
250/400 A types



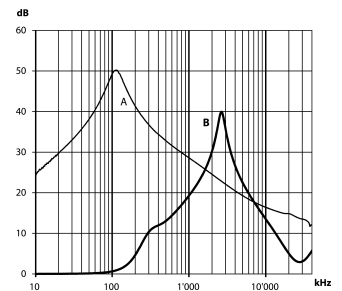
600 A types



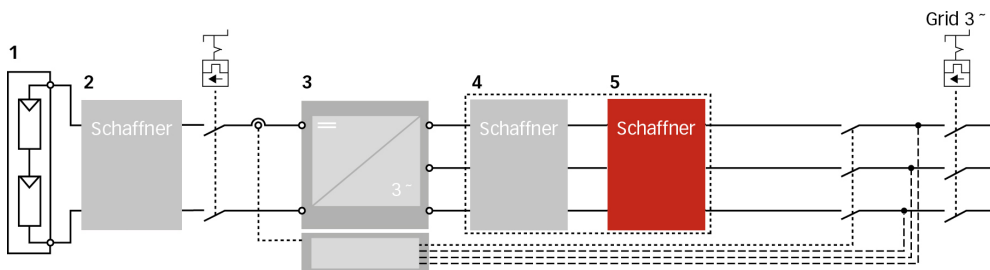
1'000/1'500 A types



2'300A types



Typical block schematic

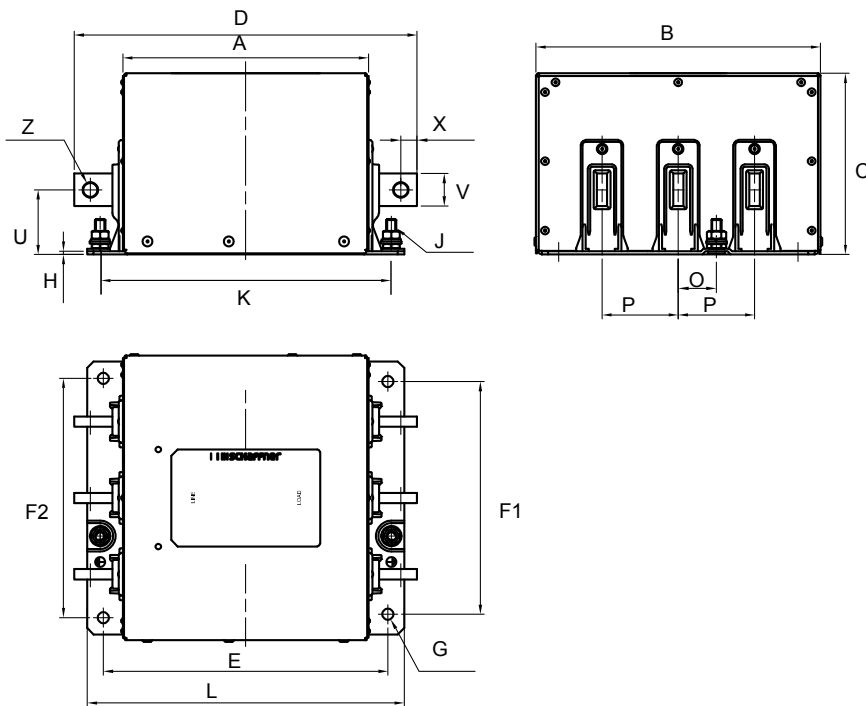


- 1 PV modules
- 2 Schaffner DC filter FN 22xx
- 3 Central Inverter
- 4 Schaffner magnetic components
- 5 Schaffner AC EMC/EMI filter FN 3xxx

Important note: depending on the grounding scheme of the solar power system, including the solar panel and the grid side transformer, the appropriate DC- and AC EMC/EMI filter version need to be selected. For support, please contact your local Schaffner sales office or partner.

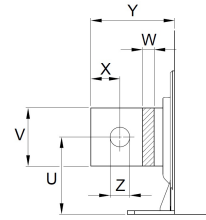
Mechanical data

250 to 2'300 A types

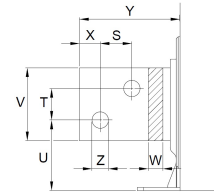


Busbar connections

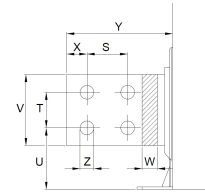
250 to 1'000 A types



1'500 A types



2'300 A types



Note: all FN 3311 and FN 3310 provide unsymmetrical mounting hole patterns to prevent inverse filter installation in the field.

Dimensions (the FN 3311 IT versions have the same dimensions as the FN 3311)

	250 A	400 A	600 A	1'000 A	1'500 A	2'300 A
A	170	175	190	190	195	220
B	195	210	220	220	255	280
C	140	140	140	140	150	165
D	235	250	265	305	360	410
E	195	205	220	220	240	265
F1	155	170	180	180	215	235
F2	160	175	185	185	220	240
G	Ø7	Ø9	Ø9	Ø9	Ø11	Ø11
H	1.5	2	2.5	2.5	2.5	2.5
J	M6	M8	M8	M8	M10	M10
K	200 (+/- 1)	210 (+/- 1)	225 (+/- 1)	225 (+/- 1)	241 (+/- 1)	266 (+/- 1)
L	215	230	245	245	265	290
O	24.5	27	29.5	29.5	34.8	40
P	49 (+/- 0.5)	54 (+/- 0.5)	59 (+/- 0.5)	59 (+/- 0.5)	69.5 (+/- 0.5)	80 (+/- 0.5)
S					26	40
T					26	35
U	41	46	50	53	59	60.5
V	20	25	25	40	60	70
W	3	4	8	8	10	15
X	10	12.5	12.5	20	17	20
Y	32.5	37.5	37.5	57.5	82.5	95
Z	Ø9	Ø11	Ø11	Ø13.5	Ø13.5	Ø13.5

All dimensions in mm; 1 inch=25.4 mm

Tolerances according to: ISO 2768-m/EN 22768-m, if not stated otherwise

Please see the brochure "Basics in EMC and Power Quality" on our website www.schaffner.com to find more details on filter connectors.



Headquarters, global innovation and development

Switzerland

Schaffner Group

Industrie Nord
Nordstrasse 11e
4542 Luterbach
T +41 32 681 66 26
info@schaffner.com



Sales and application centers

China

Schaffner EMC Ltd. Shanghai

T20-3 C, No 565 Chuangye Road,
Pudong district
201201 Shanghai
T +86 21 3813 9500
cschina@schaffner.com
www.schaffner.com.cn

Finland

Schaffner Oy

Sauvonrinne 19 H
08500 Lohja
T +358 50 468 7284
finlandsales@schaffner.com

France

Schaffner EMC S.A.S.

16-20 Rue Louis Rameau
95875 Bezons
T +33 1 34 34 30 60
F +33 1 39 47 02 28
francesales@schaffner.com

Germany

Schaffner Deutschland GmbH

Schoemperlenstrasse 12B
76185 Karlsruhe
T +49 721 56910
germanysales@schaffner.com

India

Schaffner India Pvt. Ltd

REGUS WORLD TRADE CENTRE
WTC, 22nd Floor Unit No 2238, Brigade
Gateway Campus, 26/1, Dr. Rajkumar Road
Malleshwaram (W)
560055 Bangalore
T +91 80 67935355
indiasales@schaffner.com

Italy

Schaffner EMC S.r.l.

Via Ticino, 30
20900 Monza (MB)
T +39 039 21 41 070
italysales@schaffner.com

Japan

Schaffner EMC K.K.

Taiju-Seimei Sangenjaya Bldg.
1-32-12, Kamiyuma, Setagaya-ku
154-0011 Tokyo
T +81 3 5712 3650
F +81 3 5712 3651
japansales@schaffner.com
www.schaffner.jp

Singapore

Schaffner EMC Pte Ltd.

#05-09, Kg Ubi Ind. Estate
408705 Singapore
T +65 6377 3283
F +65 6377 3281
singaporesales@schaffner.com

Spain

Schaffner EMC España

Calle Caléndula 93, Miniparc III, Edificio E
El Soto de Moraleja, Alcobendas
28109 Madrid
T +34 917 912 900
F +34 917 912 901
spainsales@schaffner.com

Sweden

Schaffner EMC AB

Östermalmstorg 1
114 42 Stockholm
T +46 8 5050 2425
swedensales@schaffner.com
www.schaffner.com

Switzerland

Schaffner EMV AG

Industrie Nord
Nordstrasse 11e
4542 Luterbach
T +41 32 681 66 88
T +41 32 681 66 26
switzerlandsales@schaffner.com

Taiwan

Schaffner EMV Ltd.

20 Floor-2, No 97, Section 1, XinTai 5th Road
22175 XiZhi District New Taipei City 22175
T +886 2 2697 5500
F +886 2 2697 5533
taiwansales@schaffner.com
www.schaffner.com.tw

Thailand

Schaffner EMC Co. Ltd.

Northern Region Industrial Estate
67 Moo 4 Tambon Ban Klang
Amphur Muangng P.O. Box 14
51000 Lamphun
T +66 53 58 11 04
F +66 53 58 10 19
thailandsales@schaffner.com

United Kingdom

Schaffner Ltd.

1, Oakmede Place
Binfield
RG42 4JF Berkshire
T +44 118 9770070
F +44 118 9792969
uksales@schaffner.com

USA

Schaffner EMC Inc.

52 Mayfield Avenue
Edison, New Jersey
T +1 732 225 9533
F +1 732 225 4789
usasales@schaffner.com
www.schaffnerusa.com

To find your local partner within Schaffner's global network: www.schaffner.com

© 2022 Schaffner Group

The content of this document has been carefully checked and understood. However, neither Schaffner nor its subsidiaries assume any liability whatsoever for any errors or inaccuracies of this document and the consequences thereof. Published specifications are subject to change without notice. Product suitability for any area of application must ultimately be determined by the customer. In all cases, products must never be operated outside their published specifications. Schaffner does not guarantee the availability of all published products. This disclaimer shall be governed by substantive Swiss law and resulting disputes shall be settled by the courts at the place of business of Schaffner Holding AG. Latest publications and a complete disclaimer can be downloaded from the Schaffner website. All trademarks recognized.