

Differential-mode chokes



- | Rated currents from 0.5 to 4 A

- | DC to 400 Hz frequency


- | 500 kHz to 60 MHz differential-mode resonance frequency

- | 40 to 450 microjoules storage

- | Multiple PCB-mounting options



Performance indicators



Approvals & Compliances



RS chokes are state of the art differential-mode or symmetric chokes, which can be used in various kinds of applications. The datasheet gives an overview of three different kinds of applications with the related electrical specifications.

Features and benefits

- | 3 different applications specified

- | usable for basic and reinforced equipment

- | Quasi linear saturation for storage mode

- | 40 to 450 microjoules storage

- | Resonance Frequency from 500kHz to 60MHz in symmetrical mode

- | Custom-specific versions are available on request

- | Multiple housing options

Technical specifications

Operating voltage	250 VAC
Operating frequency	DC to 400 Hz
Rated currents	0.5 to 4 A @ rated ambient temperature
Rated inductance	0.003 to 3.6 mH
High potential test voltage winding-to-winding @ 25°C	1500 VAC, 60 sec, guaranteed 1500 VAC, 2 sec, factory test
winding-to-housing @ 25°C	4000 VAC, 60 sec, guaranteed
Surge current @ 10 msec	20 x I _N @ 25°C
Temperature range (operation and storage)	-40°C to 125°C (40/125/56) acc. IEC 60068-1
Flammability corresponding to	Potting compound UL 94V-0 Housing UL 94V-0 Ringcore coating UL 94V-0
Design corresponding to	UL 1283, IEC/EN 60938-1

Typical applications

- | Energy filtering

- | Multistage discrete filtering

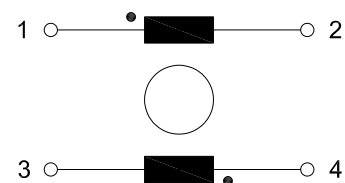
- | General purpose differential/symmetrical mode filtering

- | SMPS and UPS

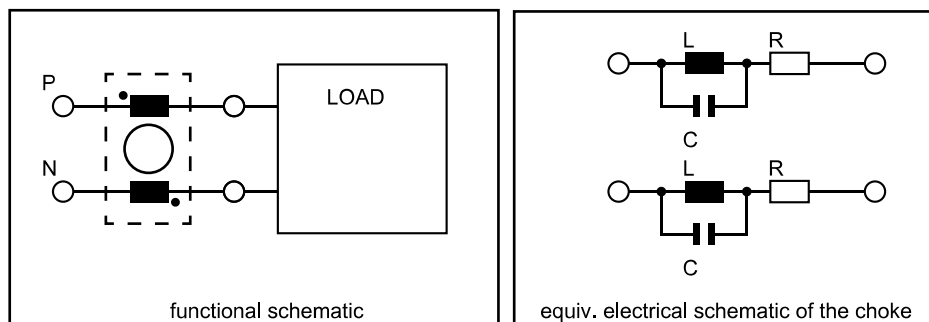
- | DC/DC converters

- | Frequency converters

Typical electrical schematic



Application type #1: Symmetrical/differential mode

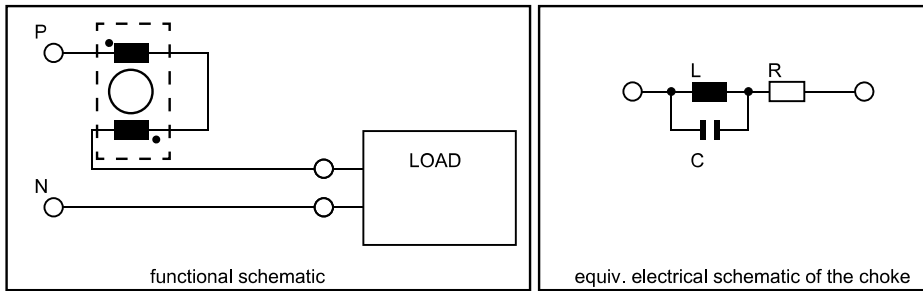


Choke selection table

Choke	Current (I _N)	Inductance (L)	Resistance (R)	typ. Resonance Frequency	typ. Attenuation @ f ₀	typ. parasitic Capacitance
	@ 40°C ambient [A]			[μH]		[mOhm]
RS 512-0.5-02 / RS 612-0.5-02	0.5	200	650	8	44.9	1.98
RS 512-1-02 / RS 612-1-02	1	55	130	20	37.3	3.83
RS 512-2-02 / RS 612-2-02	2	14	30	25	25.3	3.31
RS 512-4-02 / RS 612-4-02	4	3	10	33	10.7	7.75
RS 514-0.5-02 / RS 614-0.5-02	0.5	480	800	7	50.6	8.87
RS 514-1-02 / RS 614-1-02	1	120	200	11	42.7	7.39
RS 514-2-02 / RS 614-2-02	2	30	50	16	32.5	3.66
RS 514-4-02 / RS 614-4-02	4	8	20	22	25.6	3.43
RS 622-0.5-02	0.5	900	1250	2	54.9	12.64
RS 622-1-02	1	225	300	4	46	6.33
RS 622-2-02	2	55	70	7	33.2	9.40
RS 622-4-02	4	15	30	13	28.7	4.86

Test conditions: Measuring frequency: 10 kHz; 50 mV; Inductance tolerance: +50%, -30%; Resistance tolerance: ±15% @ 25°C; Electrical characteristics @ 25°C: ±2°C
For mechanical tolerances refer to mechanical data section.

Application type #2: Symmetrical/differential mode

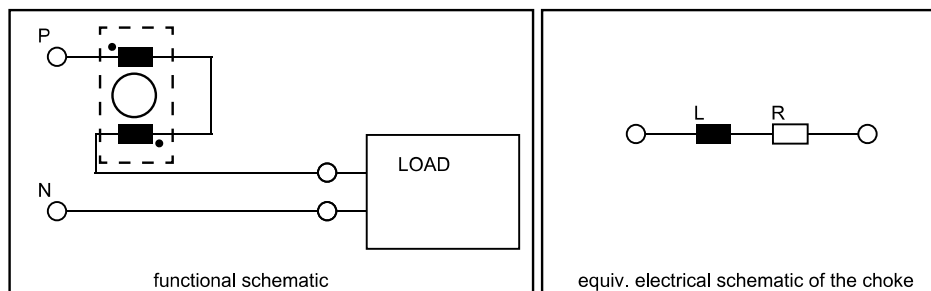


Choke selection table

Filter	Current (I _N) @ 40°C ambient [A]	Inductance (L) [μH]	Resistance (R) [mOhm]	calc. Resonance Frequency	typ. Attenuation	typ. parasitic Capacitance
				F ₀ [MHz]	@ F ₀ [dB]	C _p [pF]
RS 512-0.5-02 / RS 612-0.5-02	0.5	800	1300	2	50	7.9
RS 512-1-02 / RS 612-1-02	1	220	260	8	47	4.8
RS 512-2-02 / RS 612-2-02	2	56	60	17	36	3.0
RS 512-4-02 / RS 612-4-02	4	12	20	27	22	2.9
RS 514-0.5-02 / RS 614-0.5-02	0.5	1920	1600	2.5	60	7.0
RS 514-1-02 / RS 614-1-02	1	480	400	5.5	53	6.6
RS 514-2-02 / RS 614-2-02	2	120	100	10	42	4.4
RS 514-4-02 / RS 614-4-02	4	32	40	18	34	5.8
RS 622-0.5-02	0.5	3600	2500	0.6	63	11.7
RS 622-1-02	1	900	600	1.5	55	9.3
RS 622-2-02	2	220	140	3	33	12.8
RS 622-4-02	4	60	60	5	38	5.2

Test conditions: Measuring frequency: 10 kHz; 50 mV; Inductance tolerance: +50%, -30%; Resistance tolerance: ±15% @ 25°C; Electrical characteristics @ 25°C: ±2°C
For mechanical tolerances refer to mechanical data section.

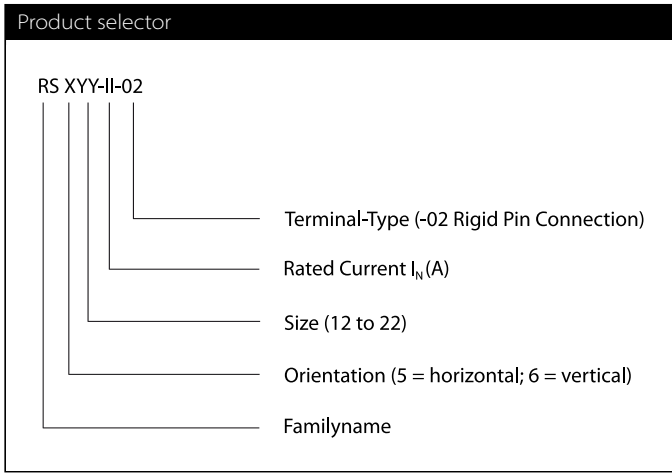
Application type #3: Energy storage



Choke selection table

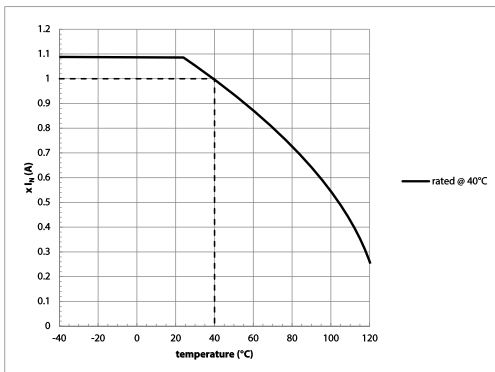
Filter	Current (I _N) @ 40°C ambient [A]	Inductance (L) [μH]	Resistance (R) [mOhm]	Energy E [μJ]
RS 512-0.5-02 / RS 612-0.5-02	0.5	800	1300	100
RS 512-1-02 / RS 612-1-02	1	220	260	100
RS 512-2-02 / RS 612-2-02	2	56	60	100
RS 512-4-02 / RS 612-4-02	4	12	20	100
RS 514-0.5-02 / RS 614-0.5-02	0.5	1960	1600	240
RS 514-1-02 / RS 614-1-02	1	480	400	240
RS 514-2-02 / RS 614-2-02	2	120	100	240
RS 514-4-02 / RS 614-4-02	4	32	40	240
RS 622-0.5-02	0.5	3600	2500	450
RS 622-1-02	1	900	600	450
RS 622-2-02	2	220	140	450
RS 622-4-02	4	60	60	450

Test conditions: Measuring frequency: 10 kHz; 50 mV; Inductance tolerance: +50%, -30%; Resistance tolerance: ±15% @ 25°C; Electrical characteristics @ 25°C: ±2°C
For mechanical tolerances refer to mechanical data section.

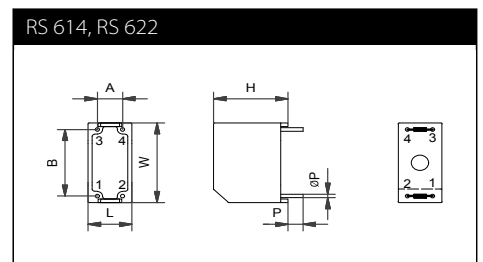
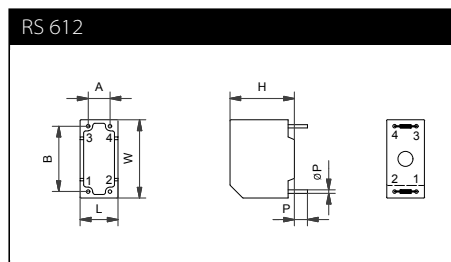
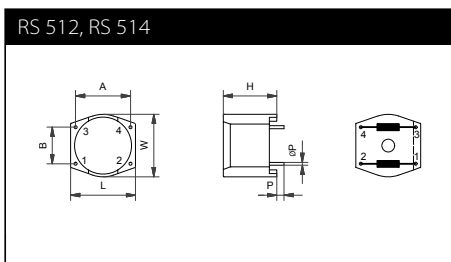


Thermal Derating

If higher ambient temperatures than the specified apply, the nominal current needs to be reduced according to the graph below.



Mechanical data



Pin material: Steel (base), Cu (under plating), Sn (final plating 6µm)

Dimensions

	A (±0.6 mm)	B (±0.6 mm)	H (±0.3 mm)	L (±0.3 mm)	W (±0.3 mm)	P (±0.5 mm)	ØP (±0.1 mm)	weight [g]
RS 512	15.0 mm	10.0 mm	12.6 mm	17.7 mm	17.1 mm	4.0 mm	0.8 mm	6
RS 514	20.1 mm	12.5 mm	13.2 mm	22.5 mm	21.5 mm	4.0 mm	0.8 mm	11
RS 612	10.0 mm	15.0 mm	20.0 mm	12.5 mm	18.0 mm	4.0 mm	0.8 mm	9
RS 614	12.5 mm	10.0 mm	25.0 mm	15.5 mm	23.0 mm	4.0 mm	0.8 mm	15
RS 622	15.0 mm	12.5 mm	29.3 mm	18.0 mm	31.0 mm	4.3 mm	0.8 mm	30

Please visit www.schaffner.com to find more details on filter connections.



Headquarters, global innovation and development

Switzerland

Schaffner Group

Industrie Nord
Nordstrasse 11e
4542 Luterbach
T +41 32 681 66 26
info@schaffner.com



Sales and application centers

China

Schaffner EMC Ltd. Shanghai

T20-3 C, No 565 Chuangye Road,
Pudong district
201201 Shanghai
T +86 21 3813 9500
cschina@schaffner.com
www.schaffner.com.cn

Finland

Schaffner Oy

Sauvonrinne 19 H
08500 Lohja
T +358 10 567 2855
finlandsales@schaffner.com

France

Schaffner EMC S.A.S.

16-20 Rue Louis Rameau
95875 Bezons
T +33 1 34 34 30 60
F +33 1 39 47 02 28
francesales@schaffner.com

Germany

Schaffner Deutschland GmbH

Schoemperlenstrasse 12B
76185 Karlsruhe
T +49 721 56910
F +49 721 569110
germanysales@schaffner.com

India

Schaffner India Pvt. Ltd

REGUS WORLD TRADE CENTRE
WTC, 22nd Floor Unit No 2238, Brigade
Gateway Campus, 26/1, Dr. Rajkumar Road
Malleshwaram (W)
560055 Bangalore
T +91 80 67935355
indiasales@schaffner.com

Italy

Schaffner EMC S.r.l.

Via Ticino, 30
20900 Monza (MB)
T +39 039 21 41 070
italysales@schaffner.com

Japan

Schaffner EMC K.K.

Taiju-Seimei Sangenjaya Bldg.
1-32-12, Kamiyama, Setagaya-ku
154-0011 Tokyo
T +81 3 5712 3650
F +81 3 5712 3651
japansales@schaffner.com
www.schaffner.jp

Singapore

Schaffner EMC Pte Ltd.

#05-09, Kg Ubi Ind. Estate
408705 Singapore
T +65 6377 3283
F +65 6377 3281
singaporesales@schaffner.com

Spain

Schaffner EMC España

Calle Caléndula 93, Miniparc III, Edificio E
El Soto de Moraleja, Alcobendas
28109 Madrid
T +34 917 912 900
F +34 917 912 901
spainsales@schaffner.com

Sweden

Schaffner EMC AB

Östermalmstorg 1
114 42 Stockholm
T +46 8 5050 2425
swedensales@schaffner.com
www.schaffner.com

Switzerland

Schaffner EMV AG

Industrie Nord
Nordstrasse 11e
4542 Luterbach
T +41 32 681 66 88
T +41 32 681 66 26
switzerlandsales@schaffner.com

Taiwan

Schaffner EMV Ltd.

20 Floor-2, No 97, Section 1, XinTai 5th Road
22175 XiZhi District New Taipei City 22175
T +886 2 2697 5500
F +886 2 2697 5533
taiwansales@schaffner.com
www.schaffner.com.tw

Thailand

Schaffner EMC Co. Ltd.

Northern Region Industrial Estate
67 Moo 4 Tambon Ban Klang
Amphur Muangng P.O. Box 14
51000 Lamphun
T +66 53 58 11 04
F +66 53 58 10 19
thailandsales@schaffner.com

United Kingdom

Schaffner Ltd.

1, Oakmede Place
Binfield
RG42 4JF Berkshire
T +44 118 9770070
F +44 118 9792969
uksales@schaffner.com

USA

Schaffner EMC Inc.

52 Mayfield Avenue
Edison, New Jersey
T +1 732 225 9533
F +1 732 225 4789
usasales@schaffner.com
www.schaffnerusa.com

To find your local partner within Schaffner's global network: www.schaffner.com

© 2020 Schaffner Group

The content of this document has been carefully checked and understood. However, neither Schaffner nor its subsidiaries assume any liability whatsoever for any errors or inaccuracies of this document and the consequences thereof. Published specifications are subject to change without notice. Product suitability for any area of application must ultimately be determined by the customer. In all cases, products must never be operated outside their published specifications. Schaffner does not guarantee the availability of all published products. This disclaimer shall be governed by substantive Swiss law and resulting disputes shall be settled by the courts at the place of business of Schaffner Holding AG. Latest publications and a complete disclaimer can be downloaded from the Schaffner website. All trademarks recognized.